



# WRENCHES



Made of drop-forged, chrome vanadium steel, black surface finish, with striking face, heavy duty.

## No. W005 NETSUREN SLOGGING OPEN-END WRENCH- Japan

| Stock No.   | Size (mm) | Length (mm) | Box | Unit Price (pc) |
|-------------|-----------|-------------|-----|-----------------|
| 005-149-022 | 22        | 202         | 6   |                 |
| 005-149-024 | 24        | 202         | 6   |                 |
| 005-149-027 | 27        | 202         | 6   |                 |
| 005-149-030 | 30        | 202         | 6   |                 |
| 005-149-032 | 32        | 202         | 6   |                 |
| 005-149-035 | 35        | 216         | 6   |                 |
| 005-149-036 | 36        | 216         | 6   |                 |
| 005-149-038 | 38        | 231         | 4   |                 |
| 005-149-041 | 41        | 231         | 4   |                 |
| 005-149-046 | 46        | 247         | 4   |                 |
| 005-149-050 | 50        | 275         | 4   |                 |
| 005-149-054 | 54        | 305         | 2   |                 |
| 005-149-055 | 55        | 305         | 2   |                 |
| 005-149-058 | 58        | 310         | 2   |                 |
| 005-149-060 | 60        | 310         | 2   |                 |
| 005-149-063 | 63        | 348         | 1   |                 |
| 005-149-065 | 65        | 348         | 1   |                 |
| 005-149-067 | 67        | 348         | 1   |                 |
| 005-149-070 | 70        | 400         | 1   |                 |
| 005-149-071 | 71        | 400         | 1   |                 |
| 005-149-075 | 75        | 400         | 1   |                 |
| 005-149-077 | 77        | 400         | 1   |                 |
| 005-149-080 | 80        | 407         | 1   |                 |
| 005-149-085 | 85        | 407         | 1   |                 |
| 005-149-090 | 90        | 456         | 1   |                 |
| 005-149-095 | 95        | 456         | 1   |                 |
| 005-149-100 | 100       | 506         | 1   |                 |
| 005-149-105 | 105       | 506         | 1   |                 |
| 005-149-110 | 110       | 511         | 1   |                 |
| 005-149-115 | 115       | 545         | 1   |                 |
| 005-149-120 | 120       | 545         | 1   |                 |
| 005-149-125 | 125       | 545         | 1   |                 |
| 005-149-130 | 130       | 581         | 1   |                 |
| 005-149-135 | 135       | 586         | 1   |                 |
| 005-149-140 | 140       | 645         | 1   |                 |
| 005-149-145 | 145       | 645         | 1   |                 |




Made of hardened alloy steel for strength, black finish.

Fed. Std. GGG-W-636e Type IX, class 1.

## No. W005 ARMSTRONG STRUCTURAL WRENCH- USA

| Stock No.   | Item   | Size     | Length  | Unit Price (pc) |
|-------------|--------|----------|---------|-----------------|
| 005-155-040 | 32-520 | 5/8"     | 12.125" |                 |
| 005-155-048 | 32-524 | 3/4"     | 12.125" |                 |
| 005-155-056 | 32-528 | 7/8"     | 14.500" |                 |
| 005-155-060 | 32-530 | 15/16"   | 14.500" |                 |
| 005-155-100 | 32-532 | 1"       | 14.500" |                 |
| 005-155-104 | 32-534 | 1-1/16"  | 17.000" |                 |
| 005-155-108 | 32-536 | 1-1/8"   | 17.000" |                 |
| 005-155-116 | 32-540 | 1-1/4"   | 19.000" |                 |
| 005-155-120 | 32-542 | 1-5/16"  | 19.000" |                 |
| 005-155-128 | 32-546 | 1-7/16"  | 21.000" |                 |
| 005-155-132 | 32-548 | 1-1/2"   | 21.000" |                 |
| 005-155-140 | 32-552 | 1-5/8"   | 23.000" |                 |
| 005-155-152 | 32-558 | 1-13/16" | 25.000" |                 |
| 005-155-156 | 32-560 | 1-7/8"   | 25.000" |                 |
| 005-155-200 | 32-564 | 2"       | 25.000" |                 |



Made of drop-forged, chrome vanadium steel, black surface finish.  
Fed'l Spec. GGG-W-636e.

## No. W005 ARMSTRONG CONSTRUCTION WRENCH- USA

|             |        |          |         |  |
|-------------|--------|----------|---------|--|
| 005-156-040 | 32-820 | 5/8"     | 12.000" |  |
| 005-156-044 | 32-822 | 11/16"   | 12.000" |  |
| 005-156-048 | 32-824 | 3/4"     | 12.000" |  |
| 005-156-056 | 32-828 | 7/8"     | 14.500" |  |
| 005-156-060 | 32-830 | 15/16"   | 14.500" |  |
| 005-156-100 | 32-832 | 1"       | 14.500" |  |
| 005-156-104 | 32-834 | 1-1/16"  | 17.000" |  |
| 005-156-108 | 32-836 | 1-1/8"   | 17.000" |  |
| 005-156-116 | 32-840 | 1-1/4"   | 19.000" |  |
| 005-156-120 | 32-842 | 1-5/16"  | 19.000" |  |
| 005-156-128 | 32-846 | 1-7/16"  | 21.000" |  |
| 005-156-132 | 32-848 | 1-1/2"   | 21.000" |  |
| 005-156-140 | 32-852 | 1-5/8"   | 23.000" |  |
| 005-156-148 | 32-858 | 1-13/16" | 25.000" |  |
| 005-156-156 | 32-860 | 1-7/8"   | 25.000" |  |
| 005-156-200 | 32-864 | 2"       | 25.000" |  |